

QUICK START GUIDE

Intermittent Pneumatic Compression

MODEL VU-IPC01

INPUT VOLTAGE


220~240V/ 50Hz ☐

220~240V/ 60Hz ☐

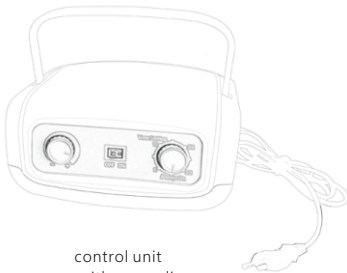
110~120V/ 60Hz ☐

Intermittent pneumatic compression, is a high class healthy system for lymphatic drainage and Spa natural beauty in medical and beauty market. In beauty market, the system has a suitable massage from feet to heart, and it is slimming treatment through draining dissolved fat cells or bad deposit. In medical market, it has a sequential squeezing from distal to proximal, thus help to improve the circulation of blood and lymph, and to prevent the DVT and relieve lymph edema. Additionally, it can prevent muscle atrophy and muscle fibrosis, and strengthen oxygen content in the limb, helping to treat diseases caused by the blood circulation disorder.

AIR PRESSURE RECOVERY SYSTEM



cuff with connect hose



control unit with power line

LEGS ☐

OPTIONAL CUFFS: ARM ☐

WAIST ☐

CONTROL PANEL

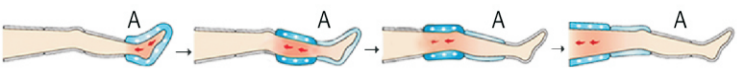


air pressure setting
20~250mmHg

power on/off


time setting
0~30 minutes
or always on

PROGRAM MODE



GETTING STARTED

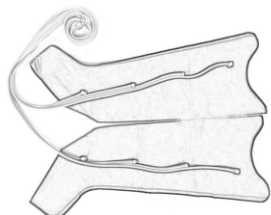

NOTE: When you receive the control unit, first time before starting to use the unit, please make sure open the filter cover, and remove the security screw. The screw ONLY are used for fixing and protecting the control unit from damage during transportation.





STEP 1 Insert the main plug of power line into electrical outlet of 110V~120V or 220~240V



STEP 2 Check if the hose has been connected well to the cuff(s): if yes, skip to STEP 3; if not, please fit the pins of the hose into the outlets of cuff(s).




STEP 3 Connect the main end of the connector hose to the Control Unit




STEP 4 Check and ensure all connections to the Control Unit and cuffs make a good seal.

STEP 5 Put on the cuffs




Note: The control Unit had better be powered up prior to attaching cuff(s).

STEP 6 Turn on the machine



STEP 7 Setting the pressure level by adjusting the knob.




STEP 8 Setting the treatment time by adjusting the knob.

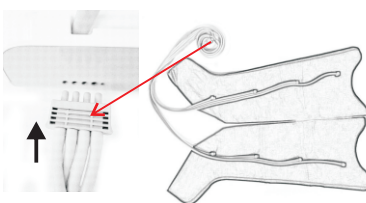


CAUTION
* DO NOT unzip the cuff(s) when the unit is switched on. This may cause damage to the cuff(s). Always turn off the power before unzipping the garment.


* After Use
Just needs to disconnect the hose from the machine by pulling the main end out



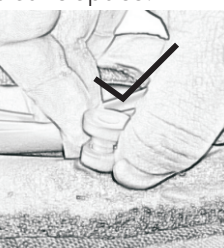
The cuffs connected with hose are always kept and used as a whole; When use, it just need insert the other end of the hose the machine



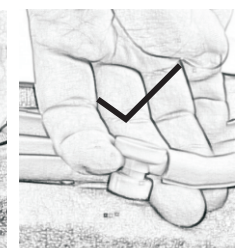
Had better not disconnect the hose from the cuffs frequently; Abuse may cause damage to the pins or hose. Note: When travel with the product, it could disconnect the hose from the cuffs to save space.


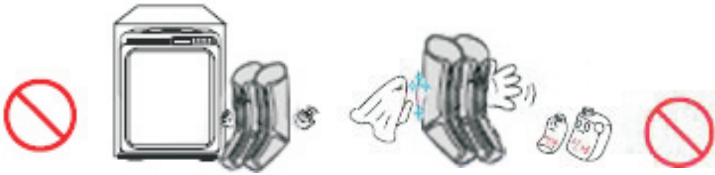
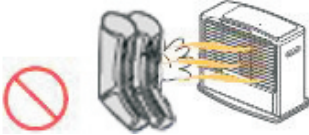









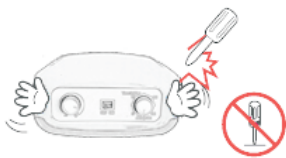









No pulling the hose



disconnect the hose from cuff by holding pins to pull up.



APPLICATION & CONTRAINDICATIONS		CLEANING AND MAINTENANCE	
<p>APPLICATION:</p> <p>* Compressible Limb Therapy System Vitalized the circulation of blood and lymph in arms and legs, and enhances the pressure of muscular tissues to remove swelling or pain. It helps to recover patients' physical functions from disabilities or agedness.</p> <p>* Sports Massage Help a pre-workout to loosen up muscle and a post-workout to help muscles and a post-workout to help muscles recover by ridding them of lactic acid build-up.</p> <p>* Prevention and treatment of various diseases related with blood circulation in arteries including lymphedema.</p> <p>* Air compression device promotes the circulation of blood and body fluid.</p> <p>1. Prevention</p> <ul style="list-style-type: none"> - Lymph edema - Limb paralysis [cerebral infarction] - Limb convulsion [Pain clinic] - Chronic disease by the venous cause - DVT [Deep vein thrombosis] 	<p>2. Improvement</p> <ul style="list-style-type: none"> - Fat dissolution - Rheumatoid arthritis - Improvement intestines, dissolution Constipation - Disease by interruption in blood circulation - The old and the weak, fatigue, boredom, insomnia - PE [pneumatic embolism] - Varicocele therapy and prevention <p>3. Management</p> <ul style="list-style-type: none"> - Pregnant woman's limb management (please consult with a physician.) - Benumbed feet and hands settlement of stress - Effect of exercise - Person who want to be elastic skin and a healthier body <p>CONTRAINDICATIONS:</p> <p>(1)acute inflammatory skin diseases (2)Arrhythmia (3)Erysipelas (4)deep thrombophlebitis (5)pulmonary edema (6)acute venous thrombosis (7)unstable hypertension (8)patients with the installation of artificial pacemaker</p>	<p>Do not use water, oil, benzene, alcohol, gasoline and chemical agents, to wash the machine. · Otherwise, the lifetime of the machine will be shortened. Please wipe it with a dry cloth.</p>  <p>Do not use water, oil, benzene, alcohol, gasoline and chemical agents, to wash the garments. · Otherwise, the lifetime of the garments will be shortened. Please wipe garments with damp cloth.</p> <p>Do not wash your cuffs, rub with a towel gently.</p>  <p>NOTE: All cuffs are for air pressure massage, uneasy to repair. Please be careful to use and keep!</p>	<p>Do not put the machine and cuffs near the sharp things, such as stoves, needles, scissors and so on.</p>  <p>Keep in a dry place Note: Be careful! Do not let water or foreign matter enter the machine.</p>  <p>Do not store the equipment at low temperatures in winter. (Will be damaged due to frost).</p>  <p>For long-time keeping, please put the equipment in the box.</p>  <p>The environment for use and store At room temperature, in a clean and dry place to use and store the equipment. (Temperature: 10°C to 40 °C, humidity: 30% to 85%).</p>
ATTENTIONS, WARNINGS AND SUGGESTIVE CONTENTS			
<ul style="list-style-type: none"> • Please read the guide carefully before using the product • Please place the guide closed to the machine to read it better • In order to avoid danger or some non-standard operations, to ensure safety, here the guide lists some details, and the users had better comply with them when using the product. 	<p>Do not insert a few power into the same socket at the same time , it had better plug ONLY a power to a socket.</p> <ul style="list-style-type: none"> • May cause fire, electric shock, or other damage. 	<p>Do not hit or beat the machine.</p> <ul style="list-style-type: none"> · Such abuse will damage the machine. 	<p>Prohibit being used by infants and young children</p> <ul style="list-style-type: none"> · May cause damage such as electric shock 
<p>If feel abnormal or painful when using, please stop using the product immediately.</p>  <p>Do not use the machine for nudity.</p> <ul style="list-style-type: none"> · Wear underwear/ clothes before wear the garment. 	<p>Keep the hand dry when plugging in or unplugging the power supply.</p> <ul style="list-style-type: none"> • May cause leakage, electric shock 	<p>Do not put any foreign item on the equipment.</p> <ul style="list-style-type: none"> • If the sensor is clogged, placing the item on the conduit or bending the power cord, it will cause a pressure disorder (the equipment may be damaged or abnormal) 	<p>The equipment can not be repaired and maintained during use. Be sure to perform maintenance when power off.</p> 
<p>For first time, it had better not exceed 20 min</p> <p>For first time to use the machine, it had better last about 10 minutes, and then according to user's own physical situation, and gradually extended treating time . (long-term use may have adverse effects)</p> <ul style="list-style-type: none"> · Had better use it for 10 or 20 minutes for first time. 	<p>Only use 220V~240V or 110V~120V single-phase current, after using, please unplug the power correctly.</p> <ul style="list-style-type: none"> • May cause fire, electric shock, or other damage. 	<p>Be careful! Do not put nails, needles, staplers, metal or food into the machine.</p> <ul style="list-style-type: none"> · May cause short circuit or conduction. 	<p>Protect the equipment from direct sunlight or heat, such as gas stove.</p> <ul style="list-style-type: none"> • The equipment will be deformed or discolored. 
<p>When using the machine, do not go with the cuffs.</p> 	<p>Do not bend and fold the power cord.</p> 	<p>Use the equipment for massage only.</p> <ul style="list-style-type: none"> ·Abusing the machine may cause damage. IT IS NOT A TOY FOR KIDS AND PETS. 	<p>When the equipment, button cell, cuffs and package carton box are discarded, it should be disposed of in accordance with the garbage disposal procedures.</p> <ul style="list-style-type: none"> · Pay attention to environmental pollution. 